



Interactive Notebook/Lapbook Pages to Accompany

SCIENCE

IN THE BEGINNING

By Dr. Jay L. Wile

Sample Pages



The Basics of Flight

Complete the activities, cut out, fold, and glue into your notebook.

The force of air pushing on all sides of an object is called

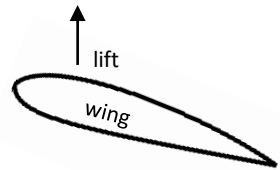
air pressure

lift



When the force of air is greater on the bottom of a wing than the top it pushes up on the wing. This is called


Draw dots to represent air pressure (more dots=more air pressure).



Fill in the blanks. Glue the text boxes to your notebook page. Cut and fold the hands. Glue the edge of each hand into your notebook so that the hand flaps cover the text boxes.

TEMPERATURE
Texture
Pressure
Itch
Soin

_____ in
your skin provide you
with your sense of
touch by sending
messages to your
_____.



The Sense

of Touch

Forms of Energy

Thermal

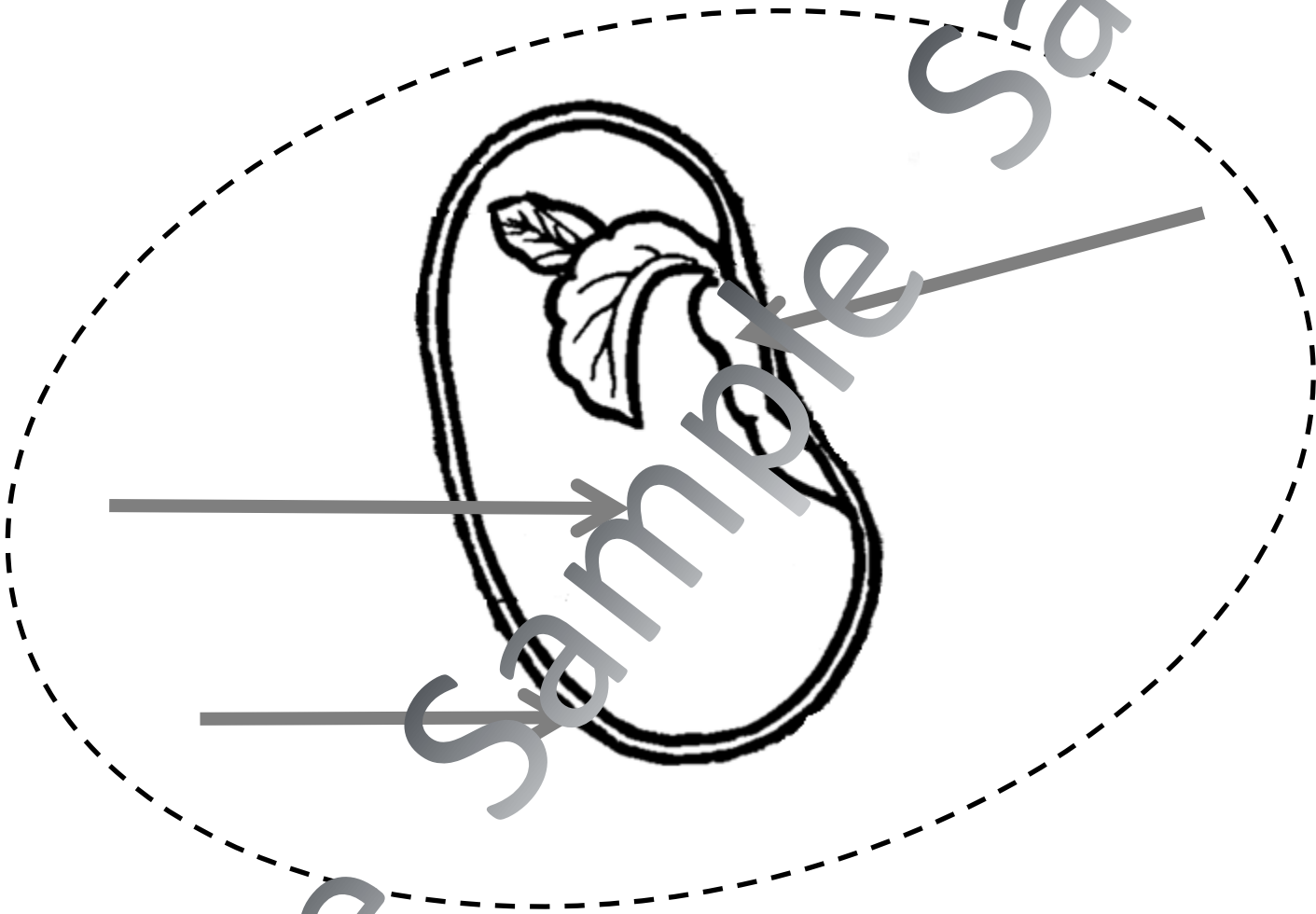
Radiant

Mechanical

Chemical

Cut on the dotted lines, fold on the solid lines. On the back of each flap glue the correct label for the form of energy pictured. Glue into your notebook.

What Is a Seed?



embryo

Cotyledon

testa